

PROFILO DELLA SOCIETÀ

GENNAIO 2016

PROFILO

La FNC Energy S.r.l. nasce nel 1996 come Fancoli S.a.s. e da sempre si occupa di progettazione e servizi di ingegneria elettrica, strumentale, automazione nei settori Industriale, Power ed Oil & Gas.

Negli anni, forti della fiducia accordata dai nostri clienti, abbiamo integrato risorse tecniche e umane migliorando struttura e organizzazione per meglio rispondere a tutte le esigenze progettuali che l'evoluzione ingegneristica ci richiede.

Oggi possiamo affermare con sicurezza che le competenze acquisite ci permettono di affrontare e portare a termine in maniera soddisfacente qualsiasi progetto a noi affidato.

ORGANIZZAZIONE

FNC Energy ha sviluppato una struttura organizzativa in grado di soddisfare le esigenze ingegneristiche che vanno dalle piccole commesse di poche centinaia di ore uomo, fino a importanti progetti complessi ed impegnativi, assicurando sempre elevati livelli di qualità, affidabilità ed efficienza.

Abbiamo consolidato negli anni la propensione ad operare in gruppi di lavoro organizzati in Task Force, integrandoci pienamente con le altre discipline di processo, civile, meccanica e piping al fine di realizzare grandi progetti di ingegneria polidisciplinare.

Siamo in possesso dei supporti hardware e software necessari a soddisfare le numerose esigenze progettuali, quali calcoli elettrici e strumentali, disegno cad, documenti office, data base, ecc..

POTENZIALITA' PRODUTTIVA

La nostra potenzialità produttiva attuale può coprire circa 20.000 ore/anno.

AREE DI INTERVENTO E SERVIZI OFFERTI

Ingegneria di base e specialistica

- Analisi economiche e stesura preventivi;
- Basic Design;
- Integrazione PFDs and P&IDs
- Specifiche tecniche di sistema e di componente;
- Specifiche di acquisto;
- Capitolati di appalto;
- Unifilari elettrici;
- Relazioni di calcolo;

Progettazione esecutiva di dettaglio

- Specifiche tecniche funzionali;
- Fogli dati;
- Logiche di automazione e regolazione;
- Planimetrie disposizione apparecchiature e vie cavi;
- Costruttivi vie cavi;
- Schemi di collegamento;
- Dimensionamento e Instradamento cavi;
- Tipici di montaggio;
- Elenchi vari;
- Caricamento e gestione banche dati;
- Impianti luce e F.M.

Procurement Assistance

- Material Requisition;
- BID Tabulation;
- Sub-Vendor Follow-up.

Progettazione 3D

La crescente domanda di realizzare e sviluppare progetti attraverso la modellazione 3D ha permesso, attraverso corsi di formazione e esperienze dirette su importanti impianti, di formare all'interno della società le competenze necessarie all'utilizzo dei pacchetti applicativi quali PDS e PDMS.

Avviamento, prove e collaudi

FNC Energy è strutturata per fornire anche prestazioni di consulenza e assistenza per prove, avviamento e collaudo impianti:

- Stesura specifiche e procedure di prova;
- Preparazione tabelle certificazione componenti;
- Esecuzione tarature strumenti;
- Esecuzione prove funzionali;
- Esecuzione prove di funzionamento;
- Collaudi

PRINCIPALI LAVORI

I lavori di seguito elencati sono quelli più significativi per dimensione e/o impegno ingegneristico eseguiti negli ultimi anni.

PROJECT
COMBINED CYCLE PLANT BAJA CALIFORNIA III, MÉXICO
ELECTROCHLORINATION PLANT
2015
CLIENT : IDRECO SPA (PV)
FINAL CLIENT : IBERDROLA (ES)



DESIGN ACTIVITIES FOR DETAILED ENGINEERING


ELECTRICAL DETAIL ENGINEERING

ELECTRICAL HOOK-UP, POWER AND CONTROL CABLE SCHEDULE, ELECTRICAL INTERCONNECTING DIAGRAM, ELECTRICAL INSTALLATION DRAWING, ELECTRICAL INTERCONNECTION LIST, LIGHTING SYSTEM LAYOUT, GROUNDING & LIGHTNING SYSTEM, ELECTRICAL CABLE ROUTING LAYOUT.

INSTRUMENT DETAIL ENGINEERING

INSTRUMENT HOOK-UP, INSTRUMENT INSTALLATION DRAWING, INSTRUMENT CABLE LIST, INSTRUMENT INTERCONNECTING DIAGRAM, INSTRUMENT TERMINATION AND WIRING DIAGRAMS, LOOP DIAGRAMS, INSTRUMENT & CABLE ROUTING LAYOUT.

PROJECT
(FEED) LOANGO INTEGRATED PLATFORM (IDPP)
2015
CLIENT : DG IMPIANTI INDUSTRIALI SPA (MI)
FINAL CLIENT : TECHINT



DESIGN ACTIVITIES FOR SPECIALIST AND DETAILED ENGINEERING

SPECIALIST ENGINEERING

ELECTRICAL SYSTEM SPECIFICATION , ELECTRICAL SINGLE LINE DIAGRAM, ELECTRICAL LOAD LIST & ELECTRICAL BALANCE, ELECTRICAL DATA SHEET, P&ID DIAGRAM FOLLOW-UP, INSTRUMENTS SPECIFICATION, CALCULATIONS FOR VALVES & FLOW ELEMENTS, INSTRUMENTS DATA SHEET, REQUISITION, TECHNICAL BID EVALUATION REPORT.

ELECTRICAL DETAIL ENGINEERING

ELECTRICAL ERECTION WORKS SPECIFICATION, ELECTRICAL HOOK-UP, POWER AND CONTROL CABLE SCHEDULE, ELECTRICAL INTERCONNECTING DIAGRAM, ELECTRICAL INSTALLATION DRAWING, ELECTRICAL INTERCONNECTION LIST, LIGHTING SYSTEM LAYOUT, GROUNDING & LIGHTNING SYSTEM, ELECTRIC TRACING SYSTEM, ELECTRICAL CABLE ROUTING LAYOUT.

INSTRUMENT DETAIL ENGINEERING

INSTRUMENT LIST, INSTRUMENT HOOK-UP, INSTRUMENT INSTALLATION DRAWING, INSTRUMENT CABLE LIST, INSTRUMENT INTERCONNECTING DIAGRAM, INSTRUMENT TERMINATION AND WIRING DIAGRAMS, LOOP DIAGRAMS, INSTRUMENT & CABLE ROUTING LAYOUT, TELECOMMUNICATION SYSTEM.

PROJECT
NEW SULPHUR RECOVERY UNIT RZ2 (REFINERY GELA ITALY)
2015
CLIENT : DG IMPIANTI INDUSTRIALI SPA (MI)
FINAL CLIENT : REFINERY GELA ITALY



DESIGN ACTIVITIES FOR SPECIALIST AND DETAILED ENGINEERING:

ELECTRICAL CALCULATIONS
ELECTRICAL SPECIALIST ENGINEERING
INSTRUMENT SPECIALIST ENGINEERING
AUTOMATION SYSTEM
ELECTRICAL DETAIL ENGINEERING
INSTRUMENT DETAIL ENGINEERING

PROJECT
PLATFORM CLARA NW & CALIPSO REVAMPING

2014 - 2015

CLIENT : MARIS (MI)

FINAL CLIENT : ENI



DESIGN ACTIVITIES FOR SPECIALIST AND DETAILED ENGINEERING

ELECTRICAL CALCULATIONS

SHORT CIRCUIT AND LOAD, BATTERIES AND BATTERY CHARGER SIZING, EARTING SYSTEMS CALCULATION, LIGHTING CALCULATION, POWER CABLES SIZING – REPORT.

SPECIALIST ENGINEERING

ELECTRICAL SYSTEM SPECIFICATION , ELECTRICAL SINGLE LINE DIAGRAM, ELECTRICAL LOAD LIST & ELECTRICAL BALANCE, ELECTRICAL DATA SHEET, P&ID DIAGRAM FOLLOW-UP, INSTRUMENTS SPECIFICATION, CALCULATIONS FOR VALVES & FLOW ELEMENTS, INSTRUMENTS DATA SHEET, REQUISITION, TECHNICAL BID EVALUATION REPORT, VENDOR DRAWING REVIEW.

AUTOMATION

SYSTEM SPECIFICATION, GRAPHIC DISPLAYS, I/O LIST, INTERLOCK AND LOGIC DIAGRAMS.

ELECTRICAL DETAIL ENGINEERING

ELECTRICAL ERECTION WORKS SPECIFICATION, ELECTRICAL HOOK-UP, POWER AND CONTROL CABLE SCHEDULE, ELECTRICAL INTERCONNECTING DIAGRAM, ELECTRICAL INSTALLATION DRAWING, ELECTRICAL INTERCONNECTION LIST, LIGHTING SYSTEM LAYOUT, GROUNDING & LIGHTNING SYSTEM, ELECTRIC TRACING SYSTEM, ELECTRICAL CABLE ROUTING LAYOUT, 3D MODELLING.

INSTRUMENT DETAIL ENGINEERING

INSTRUMENT LIST, INSTRUMENT HOOK-UP, INSTRUMENT INSTALLATION DRAWING, INSTRUMENT CABLE LIST, INSTRUMENT INTERCONNECTING DIAGRAM, INSTRUMENT TERMINATION AND WIRING DIAGRAMS, LOOP DIAGRAMS, INSTRUMENT & CABLE ROUTING LAYOUT, TELECOMMUNICATION SYSTEM, 3D MODELLING.

PROJECT
PLATFORM BONACCIA NW & BONACCIA REVAMPING

2014 - 2015

CLIENT : MARIS (MI)

FINAL CLIENT : ENI



ELECTRICAL CALCULATIONS

SHORT CIRCUIT AND LOAD, BATTERIES AND BATTERY CHARGER SIZING, EARTING SYSTEMS CALCULATION, LIGHTING CALCULATION, POWER CABLES SIZING – REPORT.

SPECIALIST ENGINEERING

ELECTRICAL SYSTEM SPECIFICATION , ELECTRICAL SINGLE LINE DIAGRAM, ELECTRICAL LOAD LIST & ELECTRICAL BALANCE, ELECTRICAL DATA SHEET, P&ID DIAGRAM FOLLOW-UP, INSTRUMENTS SPECIFICATION, CALCULATIONS FOR VALVES & FLOW ELEMENTS, INSTRUMENTS DATA SHEET, REQUISITION, TECHNICAL BID EVALUATION REPORT, VENDOR DRAWING REVIEW.

AUTOMATION

SYSTEM SPECIFICATION, GRAPHIC DISPLAYS, I/O LIST, INTERLOCK AND LOGIC DIAGRAMS.

ELECTRICAL DETAIL ENGINEERING

ELECTRICAL ERECTION WORKS SPECIFICATION, ELECTRICAL HOOK-UP, POWER AND CONTROL CABLE SCHEDULE, ELECTRICAL INTERCONNECTING DIAGRAM, ELECTRICAL INSTALLATION DRAWING, ELECTRICAL INTERCONNECTION LIST, LIGHTING SYSTEM LAYOUT, GROUNDING & LIGHTNING SYSTEM, ELECTRIC TRACING SYSTEM, ELECTRICAL CABLE ROUTING LAYOUT, 3D MODELLING.

INSTRUMENT DETAIL ENGINEERING

INSTRUMENT LIST, INSTRUMENT HOOK-UP, INSTRUMENT INSTALLATION DRAWING, INSTRUMENT CABLE LIST, INSTRUMENT INTERCONNECTING DIAGRAM, INSTRUMENT TERMINATION AND WIRING DIAGRAMS, LOOP DIAGRAMS, INSTRUMENT & CABLE ROUTING LAYOUT, TELECOMMUNICATION SYSTEM, 3D MODELLING.

PROJECT
SAMRA POWER STATION PHASE III ADD ON COMBINED CYCLE PROJECT
WATER & WASTE WATER TREATMENT PLANT

2014

CLIENT : IDRECO SPA (PV)

FINAL CLIENT : METKA (GREECE)



DESIGN ACTIVITIES FOR DETAILED ENGINEERING:

ELECTRICAL DETAIL ENGINEERING
INSTRUMENT DETAIL ENGINEERING

PROJECT
KAZATCHIYA – RUSSIA - GAS TREATMENT PLANT
2013 – 2014
CLIENT : DG IMPIANTI INDUSTRIALI SPA (MI)
FINAL CLIENT : SIRTEC NIGI



DESIGN ACTIVITIES FOR SPECIALIST AND DETAILED ENGINEERING

SPECIALIST ENGINEERING

HAZARDOUS AREA CLASSIFICATION, ELECTRICAL SYSTEM SPECIFICATION, ELECTRICAL SINGLE LINE DIAGRAM, ELECTRICAL LOAD LIST, ELECTRICAL DATA SHEET, PMS (POWER MANAGEMENT SYSTEM), P&ID DIAGRAM FOLLOW-UP, CALCULATIONS FOR VALVES & FLOW ELEMENTS, INSTRUMENTS DATA SHEET, REQUISITION, TECHNICAL BID EVALUATION REPORT, VENDOR DRAWING REVIEW.


ELECTRICAL DETAIL ENGINEERING

ELECTRICAL HOOK-UP, POWER AND CONTROL CABLE SCHEDULE, ELECTRICAL INTERCONNECTING DIAGRAM, ELECTRICAL INSTALLATION DRAWING, ELECTRICAL INTERCONNECTION LIST, LIGHTING SYSTEM LAYOUT, GROUNDING & LIGHTNING SYSTEM, ELECTRIC TRACING SYSTEM, ELECTRICAL CABLE ROUTING LAYOUT, 3D MODELLING.

INSTRUMENT DETAIL ENGINEERING

INSTRUMENT LIST, INSTRUMENT HOOK-UP, INSTRUMENT INSTALLATION DRAWING, INSTRUMENT CABLE LIST, INSTRUMENT INTERCONNECTING DIAGRAM, INSTRUMENT TERMINATION AND WIRING DIAGRAMS, LOOP DIAGRAMS, INSTRUMENT & CABLE ROUTING LAYOUT, TELECOMMUNICATION SYSTEM, PAGING, TELEPHONE SYSTEM, 3D MODELLING.

PROJECT
SAIH NIHAYDA CONDENSATE STABILIZATION PLANT
2012 – 2013
CLIENT : DG IMPIANTI INDUSTRIALI SPA (MI)
FINAL CLIENT : PETROLEUM DEVELOPMENT OMAN



DESIGN ACTIVITIES FOR DETAILED ENGINEERING

ELECTRICAL DETAIL ENGINEERING

ELECTRICAL ERECTION WORKS SPECIFICATION, ELECTRICAL HOOK-UP, POWER AND CONTROL CABLE SCHEDULE, ELECTRICAL INTERCONNECTING DIAGRAM, ELECTRICAL INSTALLATION DRAWING, ELECTRICAL INTERCONNECTION LIST, LIGHTING SYSTEM LAYOUT, GROUNDING & LIGHTNING SYSTEM, ELECTRIC TRACING SYSTEM, ELECTRICAL CABLE ROUTING LAYOUT, 3D MODELLING.

INSTRUMENT DETAIL ENGINEERING

INSTRUMENT LIST, INSTRUMENT HOOK-UP, INSTRUMENT INSTALLATION DRAWING, INSTRUMENT CABLE LIST, INSTRUMENT INTERCONNECTING DIAGRAM, INSTRUMENT TERMINATION AND WIRING DIAGRAMS, LOOP DIAGRAMS, INSTRUMENT & CABLE ROUTING LAYOUT, TELECOMMUNICATION SYSTEM, PAGING, TELEPHONE SYSTEM, 3D MODELLING.

PROJECT
COGENERATION POWER PLANT BOLGIANO - REVAMPING
2012 - 2013
CLIENT : DEMONT (SV)
FINAL CLIENT : ENI



DESIGN ACTIVITIES FOR DETAILED ENGINEERING

ELECTRICAL CALCULATIONS

GROUNDING & LIGHTNING SYSTEM, LIGHTING CALCULATION, POWER CABLES SIZING – REPORT.

DETAIL ENGINEERING

POWER AND CONTROL CABLE SCHEDULE, ELECTRICAL INTERCONNECTING DIAGRAM, ELECTRICAL INSTALLATION DRAWING, LIGHTING SYSTEM LAYOUT, GROUNDING SYSTEM, ELECTRICAL CABLE ROUTING LAYOUT, INSTRUMENT CABLE LIST, INSTRUMENT INTERCONNECTING DIAGRAM, INSTRUMENT TERMINATION AND WIRING DIAGRAMS, INSTRUMENT & CABLE ROUTING LAYOUT.

PROJECT
CENTRALE TURBINES À GAZ DE LABREG 3 X 140,5 MW . STATION DE DEMINERALISATION
2013
CLIENT : IDRECO SPA (PV)
FINAL CLIENT : COMPAGNIE DE L'ENGINEERING DE L'ELECTRICITE - ALGERIA



DESIGN ACTIVITIES FOR DETAILED ENGINEERING

ELECTRICAL CALCULATIONS

LIGHTING CALCULATION, POWER CABLES SIZING – REPORT.

DETAIL ENGINEERING

ELECTRICAL HOOK-UP, POWER AND CONTROL CABLE SCHEDULE, ELECTRICAL INTERCONNECTING DIAGRAM, ELECTRICAL INSTALLATION DRAWING, LIGHTING SYSTEM LAYOUT, GROUNDING SYSTEM, ELECTRICAL CABLE ROUTING LAYOUT , INSTRUMENT HOOK-UP, INSTRUMENT INSTALLATION DRAWING, INSTRUMENT CABLE LIST, INSTRUMENT INTERCONNECTING DIAGRAM, INSTRUMENT TERMINATION AND WIRING DIAGRAMS, INSTRUMENT & CABLE ROUTING LAYOUT.

PROJECT

HYDROELECTRIC POWER PLANT SOMPLAGO (UDINE)

2011 – 2012

CLIENT : IMEMONT (BG)

FINAL CLIENT : EDIPOWER



DESIGN ACTIVITIES FOR DETAILED ENGINEERING

ELECTRICAL CALCULATIONS

SHORT CIRCUIT AND LOAD, EARTING SYSTEMS CALCULATION, POWER CABLES SIZING – REPORT.

DETAIL ENGINEERING

ELECTRICAL ERECTION WORKS SPECIFICATION, ELECTRICAL HOOK-UP, POWER AND CONTROL CABLE SCHEDULE, ELECTRICAL INTERCONNECTING DIAGRAM, ELECTRICAL INSTALLATION DRAWING, ELECTRICAL INTERCONNECTION LIST, GROUNDING & LIGHTNING SYSTEM, ELECTRICAL CABLE ROUTING LAYOUT.

PROJECT

PLATFORM GUENDALINA

2010 – 2011

CLIENT : DG IMPIANTI INDUSTRIALI SPA (MI)

FINAL CLIENT : ENI



DESIGN ACTIVITIES FOR SPECIALIST AND DETAILED ENGINEERING

ELECTRICAL CALCULATIONS

SHORT CIRCUIT AND LOAD, BATTERIES AND BATTERY CHARGER SIZING, EARTING SYSTEMS CALCULATION, LIGHTING CALCULATION, POWER CABLES SIZING – REPORT.

SPECIALIST ENGINEERING

ELECTRICAL SYSTEM SPECIFICATION , ELECTRICAL SINGLE LINE DIAGRAM, ELECTRICAL LOAD LIST & ELECTRICAL BALANCE, ELECTRICAL DATA SHEET, P&ID DIAGRAM FOLLOW-UP, INSTRUMENTS SPECIFICATION, CALCULATIONS FOR VALVES & FLOW ELEMENTS, INSTRUMENTS DATA SHEET, REQUISITION, TECHNICAL BID EVALUATION REPORT
VENDOR DRAWING REVIEW.

AUTOMATION

SYSTEM SPECIFICATION, GRAPHIC DISPLAYS, I/O LIST, INTERLOCK AND LOGIC DIAGRAMS.

ELECTRICAL DETAIL ENGINEERING

ELECTRICAL ERECTION WORKS SPECIFICATION, ELECTRICAL HOOK-UP, POWER AND CONTROL CABLE SCHEDULE, ELECTRICAL INTERCONNECTING DIAGRAM, ELECTRICAL INSTALLATION DRAWING, ELECTRICAL INTERCONNECTION LIST, LIGHTING SYSTEM LAYOUT, GROUNDING & LIGHTNING SYSTEM, ELECTRIC TRACING SYSTEM, ELECTRICAL CABLE ROUTING LAYOUT, 3D MODELLING.

INSTRUMENT DETAIL ENGINEERING

INSTRUMENT LIST, INSTRUMENT HOOK-UP, INSTRUMENT INSTALLATION DRAWING, INSTRUMENT CABLE LIST, INSTRUMENT INTERCONNECTING DIAGRAM, INSTRUMENT TERMINATION AND WIRING DIAGRAMS, LOOP DIAGRAMS, INSTRUMENT & CABLE ROUTING LAYOUT, TELECOMMUNICATION SYSTEM, 3D MODELLING.

PROJECT

SHAZAND ARAK REFINERY EXPANSION AND UPGRADING PROJECT

STEAM AND POWER GENERATION UNIT

2007 – 2009

CLIENT : DG IMPIANTI INDUSTRIALI SPA (MI)

FINAL CLIENT : NIOEC (IRAN)



DESIGN ACTIVITIES FOR SPECIALIST AND DETAILED ENGINEERING

ELECTRICAL CALCULATIONS (ETAP)

SHORT CIRCUIT AND LOAD, LOAD SHEDDING AND SHARING, MOTOR STARTING, TRANSIENT STABILITY ANALYSIS, HARMONIC ANALYSIS, RELAY SETTINGS & COORDINATION , BATTERIES AND BATTERY CHARGER SIZING, EARTING SYSTEMS CALCULATION, LIGHTING CALCULATION , POWER CABLES SIZING – REPORT.

SPECIALIST ENGINEERING

SITE SURVEY REPORT , ELECTRICAL & INSTRUMENT REPORT, SAFETY GENERAL CRITERIA, HAZARDOUS AREA CLASSIFICATION, ELECTRICAL SYSTEM SPECIFICATION , ELECTRICAL SINGLE LINE DIAGRAM, ELECTRICAL LOAD LIST & ELECTRICAL BALANCE, ELECTRICAL DATA SHEET, PMS (Power MANAGEMENT SYSTEM), P&ID DIAGRAM FOLLOW-UP, INSTRUMENTS SPECIFICATION, CALCULATIONS FOR VALVES & FLOW ELEMENTS, INSTRUMENTS DATA SHEET, REQUISITION, TECHNICAL BID EVALUATION REPORT, VENDOR DRAWING REVIEW.

AUTOMATION

PMS/PCS/SIS - SYSTEM SPECIFICATION, GRAPHIC DISPLAYS, CONTROL SYSTEM PMS/PCS/SIS SYSTEM I/O LIST, INTERPOSING DIAGRAMS PHILOSOPHY, INTERLOCK AND LOGIC DIAGRAMS.

ELECTRICAL DETAIL ENGINEERING

ELECTRICAL ERECTION WORKS SPECIFICATION, ELECTRICAL HOOK-UP, POWER AND CONTROL CABLE SCHEDULE, ELECTRICAL INTERCONNECTING DIAGRAM, ELECTRICAL INSTALLATION DRAWING, ELECTRICAL INTERCONNECTION LIST, LIGHTING SYSTEM LAYOUT, GROUNDING & LIGHTNING SYSTEM, ELECTRIC TRACING SYSTEM, ELECTRICAL CABLE ROUTING LAYOUT, 3D MODELLING.

INSTRUMENT DETAIL ENGINEERING

INSTRUMENT LIST, INSTRUMENT HOOK-UP, INSTRUMENT INSTALLATION DRAWING, INSTRUMENT CABLE LIST, INSTRUMENT INTERCONNECTING DIAGRAM, INSTRUMENT TERMINATION AND WIRING DIAGRAMS, LOOP DIAGRAMS, INSTRUMENT & CABLE ROUTING LAYOUT, TELECOMMUNICATION SYSTEM, PAGING, TELEPHONE SYSTEM, 3D MODELLING.

PROJECT**MONFALCONE POWER PLANT – REVAMPING DEMI WATER**

2008 - 2009

CLIENT : IDRECO SPA

FINAL CLIENT : E.ON



DESIGN ACTIVITIES FOR DETAILED ENGINEERING

ELECTRICAL CALCULATIONS

EARTING SYSTEMS CALCULATION, LIGHTING CALCULATION , POWER CABLES SIZING – REPORT.

SPECIALIST ENGINEERING

SITE SURVEY REPORT , ELECTRICAL SYSTEM SPECIFICATION, ELECTRICAL SINGLE LINE DIAGRAM,P&ID DIAGRAM FOLLOW-UP.

DETAIL ENGINEERING

ELECTRICAL HOOK-UP, POWER AND CONTROL CABLE SCHEDULE, ELECTRICAL INTERCONNECTING DIAGRAM, ELECTRICAL INSTALLATION DRAWING, LIGHTING SYSTEM LAYOUT, GROUNDING SYSTEM, ELECTRICAL CABLE ROUTING LAYOUT , INSTRUMENT HOOK-UP, INSTRUMENT INSTALLATION DRAWING, INSTRUMENT CABLE LIST, INSTRUMENT INTERCONNECTING DIAGRAM, INSTRUMENT TERMINATION AND WIRING DIAGRAMS, INSTRUMENT & CABLE ROUTING LAYOUT.

PROJECT**PUENTE NUEVO POWER PLANT****ENVIRONMENTAL REFURBISHMENT AND LIFE EXTENSION (FGD)**

2008 - 2009

CLIENT : IDRECO SPA (PV)

FINAL CLIENT : VIESGO – GRUPO ENEL



DESIGN ACTIVITIES FOR DETAILED ENGINEERING

ELECTRICAL CALCULATIONS

RELAY SETTINGS & COORDINATION, LIGHTING CALCULATION, POWER CABLES SIZING – REPORT.

ELECTRICAL DETAIL ENGINEERING

ELECTRICAL HOOK-UP, POWER AND CONTROL CABLE SCHEDULE, ELECTRICAL INTERCONNECTING DIAGRAM, ELECTRICAL INSTALLATION DRAWING, ELECTRICAL INTERCONNECTION LIST, LIGHTING SYSTEM LAYOUT, GROUNDING & LIGHTNING SYSTEM, ELECTRICAL CABLE ROUTING LAYOUT.

INSTRUMENT DETAIL ENGINEERING

INSTRUMENT HOOK-UP, INSTRUMENT INSTALLATION DRAWING, INSTRUMENT CABLE LIST, INSTRUMENT INTERCONNECTING DIAGRAM, INSTRUMENT TERMINATION AND WIRING DIAGRAMS, LOOP DIAGRAMS, INSTRUMENT & CABLE ROUTING LAYOUT.

PROJECT

EGYPT ONSHORE/OFFSHORE - ASHRAFI - GAS LIFT PROJECT

2005 - 2006

CLIENT : DG IMPIANTI INDUSTRIALI SPA (MI)

FINAL CLIENT : AGIBA



DESIGN ACTIVITIES FOR SPECIALIST AND DETAILED ENGINEERING

SPECIALIST ENGINEERING

SITE SURVEY REPORT , ELECTRICAL & INSTRUMENT REPORT, SAFETY GENERAL CRITERIA, P&ID DIAGRAM FOLLOW-UP, CAUSE AND EFFECT DIAGRAM, INSTRUMENTS SPECIFICATION, CALCULATIONS FOR VALVES & FLOW ELEMENTS, INSTRUMENTS TECHNICAL DATA SHEET (TDS), INSTRUMENTS INSPECTION DATA SHEET (IDS), INSTRUMENTS REQUIRED DOC. DATA SHEETS (RDDS), REQUISITION, TECHNICAL BID EVALUATION REPORT, VENDOR DRAWING REVIEW .

DETAIL ENGINEERING

I/O LIST, INSTALLATION DRAWING, INSTRUMENT HOOK-UP, INSTRUMENT LAYOUT, FIRE & GAS SYSTEM LAYOUT, INSTRUMENT CABLE LIST, INTERCONNECTING DIAGRAM, LOOP DIAGRAMS.


PROJECT

ESCRAVOS GAS TO LIQUIDS PROJECT ESCRAVOS – NIGERIA

2005 – 2006 – 2007

CLIENT : DG IMPIANTI INDUSTRIALI SPA (MI)

FINAL CLIENT : KBR-SNAMPROGETTI



DESIGN ACTIVITIES FOR SPECIALIST AND DETAILED ENGINEERING

ELECTRICAL CALCULATIONS

EARTING SYSTEMS CALCULATION, LIGHTING CALCULATION, POWER CABLES SIZING REPORT.

SPECIALIST ENGINEERING

ELECTRICAL DATA SHEET, P&ID DIAGRAM FOLLOW-UP, REQUISITION, TECHNICAL BID EVALUATION REPORT, VENDOR DRAWING REVIEW.

ELECTRICAL DETAIL ENGINEERING

ELECTRICAL HOOK-UP, POWER AND CONTROL CABLE SCHEDULE, ELECTRICAL INTERCONNECTING DIAGRAM, ELECTRICAL INSTALLATION DRAWING, ELECTRICAL INTERCONNECTION LIST, LIGHTING SYSTEM LAYOUT, GROUNDING & LIGHTNING SYSTEM, ELECTRIC TRACING SYSTEM, ELECTRICAL CABLE ROUTING LAYOUT, 3D MODELLING.

INSTRUMENT DETAIL ENGINEERING

INSTRUMENT LIST, INSTRUMENT HOOK-UP, INSTRUMENT INSTALLATION DRAWING, INSTRUMENT CABLE LIST, INSTRUMENT INTERCONNECTING DIAGRAM, INSTRUMENT TERMINATION AND WIRING DIAGRAMS, LOOP DIAGRAMS, INSTRUMENT & CABLE ROUTING LAYOUT, TELECOMMUNICATION SYSTEM, PAGING, TELEPHONE SYSTEM, 3D MODELLING.

PROJECT

LEINI' (TO) POWER PLANT

HEAT RECOVERY STEAM GENERATOR (HRSG)

2005 – 2006

CLIENT : ELETTRICI IMPIANTI BORNO (BS)

FINAL CLIENT : PIEMONTE ENERGIA



DESIGN ACTIVITIES FOR DETAILED ENGINEERING

ELECTRICAL CALCULATIONS

LIGHTNING PROTECTION SYSTEM, LIGHTING CALCULATION, POWER CABLES SIZING – REPORT.

ELECTRICAL DETAIL ENGINEERING

ELECTRICAL ERECTION WORKS SPECIFICATION, ELECTRICAL HOOK-UP, POWER AND CONTROL CABLE SCHEDULE, ELECTRICAL INTERCONNECTING DIAGRAM, ELECTRICAL INSTALLATION DRAWING, ELECTRICAL INTERCONNECTION LIST, LIGHTING SYSTEM LAYOUT, GROUNDING & LIGHTNING SYSTEM, ELECTRIC TRACING SYSTEM, ELECTRICAL CABLE ROUTING LAYOUT

INSTRUMENT DETAIL ENGINEERING

INSTRUMENT LIST, INSTRUMENT HOOK-UP, INSTRUMENT INSTALLATION DRAWING, INSTRUMENT CABLE LIST, INSTRUMENT INTERCONNECTING DIAGRAM, INSTRUMENT TERMINATION AND WIRING DIAGRAMS, LOOP DIAGRAMS, CONTROL ROOM LAYOUT INSTRUMENT & CABLE ROUTING LAYOUT .

PROJECT

JUBARTE FIELD – ESPIRITO SANTO - BRAZIL

PETROBRAS XXXIV – UC122301 TC UNIT

2005 – 2006

CLIENT : DG IMPIANTI INDUSTRIALI SPA (MI)

FINAL CLIENT : PNBV - PETROBRAS



DESIGN ACTIVITIES FOR DETAILED ENGINEERING

ELECTRICAL CALCULATIONS

LIGHTNING PROTECTION SYSTEM, LIGHTING CALCULATION, POWER CABLES SIZING – REPORT.

ELECTRICAL DETAIL ENGINEERING

ELECTRICAL ERECTION WORKS SPECIFICATION, ELECTRICAL HOOK-UP, POWER AND CONTROL CABLE SCHEDULE, ELECTRICAL INTERCONNECTING DIAGRAM, ELECTRICAL INSTALLATION DRAWING, ELECTRICAL INTERCONNECTION LIST, LIGHTING SYSTEM LAYOUT, GROUNDING & LIGHTNING SYSTEM, ELECTRIC TRACING SYSTEM, ELECTRICAL CABLE ROUTING LAYOUT.

INSTRUMENT DETAIL ENGINEERING

INSTRUMENT LIST, INSTRUMENT HOOK-UP, INSTRUMENT INSTALLATION DRAWING, INSTRUMENT CABLE LIST, INSTRUMENT INTERCONNECTING DIAGRAM, INSTRUMENT TERMINATION AND WIRING DIAGRAMS, LOOP DIAGRAMS, CONTROL ROOM LAYOUT, INSTRUMENT & CABLE ROUTING LAYOUT.

PROJECT

PORTO CORSINI POWER PLANT – DEMI WATER PRODUCTION

2004 – 2005

CLIENT : CTIDA (MI)

FINAL CLIENT : ENEL



DESIGN ACTIVITIES FOR DETAILED ENGINEERING

SPECIALIST ENGINEERING

ELECTRICAL DATA SHEET, P&ID DIAGRAM FOLLOW-UP, REQUISITION, VENDOR DRAWING REVIEW.

ELECTRICAL DETAIL ENGINEERING

ELECTRICAL HOOK-UP, POWER AND CONTROL CABLE SCHEDULE, ELECTRICAL INTERCONNECTING DIAGRAM, ELECTRICAL INSTALLATION DRAWING, ELECTRICAL INTERCONNECTION LIST, GROUNDING & LIGHTNING SYSTEM, ELECTRICAL CABLE ROUTING LAYOUT.

INSTRUMENT DETAIL ENGINEERING

INSTRUMENT LIST, INSTRUMENT HOOK-UP, INSTRUMENT INSTALLATION DRAWING, INSTRUMENT CABLE LIST, INSTRUMENT INTERCONNECTING DIAGRAM, INSTRUMENT TERMINATION AND WIRING DIAGRAMS, LOOP DIAGRAMS, INSTRUMENT & CABLE ROUTING LAYOUT.

PROJECT

SARPOM TRECATE ITALY - AUTO OIL 2 REVAMPING WORKS

2003 - 2004

CLIENT : DG IMPIANTI INDUSTRIALI SPA (MI)

FINAL CLIENT : SARPOM



DESIGN ACTIVITIES FOR DETAILED ENGINEERING

SPECIALIST ENGINEERING

SITE SURVEY REPORT, ELECTRICAL & INSTRUMENT REPORT, SAFETY GENERAL CRITERIA, HAZARDOUS AREA CLASSIFICATION, P&ID DIAGRAM FOLLOW-UP, CAUSE AND EFFECT DIAGRAM, INSTRUMENTS SPECIFICATION, CALCULATIONS FOR VALVES & FLOW ELEMENTS, INSTRUMENTS TECHNICAL DATA SHEET, REQUISITION, TECHNICAL BID EVALUATION REPORT, VENDOR DRAWING REVIEW.

ELECTRICAL DETAIL ENGINEERING

ELECTRICAL HOOK-UP, POWER AND CONTROL CABLE SCHEDULE, ELECTRICAL INTERCONNECTING DIAGRAM, ELECTRICAL INSTALLATION DRAWING, ELECTRICAL INTERCONNECTION LIST, LIGHTING SYSTEM LAYOUT, GROUNDING & LIGHTNING SYSTEM, ELECTRIC TRACING SYSTEM, ELECTRICAL CABLE ROUTING LAYOUT.

INSTRUMENT DETAIL ENGINEERING

INSTRUMENT LIST, INSTRUMENT HOOK-UP, INSTRUMENT INSTALLATION DRAWING, INSTRUMENT CABLE LIST, INSTRUMENT INTERCONNECTING DIAGRAM, INSTRUMENT TERMINATION AND WIRING DIAGRAMS, LOOP DIAGRAMS, CONTROL ROOM LAYOUT, INSTRUMENT & CABLE ROUTING LAYOUT, TELECOMMUNICATION SYSTEM, PAGING, TELEPHONE SYSTEM.

PROJECT
OSTIGLIA POWER PLANT – COMBINED CYCLE REPOWERING
2001 – 2002
CLIENT : ENELPOWER
FINAL CLIENT : E.ON



DESIGN ACTIVITIES FOR SPECIALIST AND DETAILED ENGINEERING

SPECIALIST ENGINEERING

SITE SURVEY REPORT, INSTRUMENT REPORT, P&ID DIAGRAM FOLLOW-UP, INSTRUMENTS SPECIFICATION, CALCULATIONS FOR VALVES & FLOW ELEMENTS, INSTRUMENTS DATA SHEET, REQUISITION, TECHNICAL BID EVALUATION REPORT, VENDOR DRAWING REVIEW.

AUTOMATION

DCS - SYSTEM SPECIFICATION, GRAPHIC DISPLAYS, DCS/ESD SYSTEM I/O LIST, DCS/ESD BLOCK DIAGRAM, INTERPOSING DIAGRAMS PHILOSOPHY, PROCESS INTERLOCK AND LOGIC DIAGRAMS, ELECTRICAL INTERLOCK AND LOGIC DIAGRAMS.

DETAIL ENGINEERING

INSTRUMENT ERECTION WORKS SPECIFICATION, INSTRUMENT LIST, INSTRUMENT HOOK-UP, INSTRUMENT INSTALLATION DRAWING, INSTRUMENT CABLE LIST, INSTRUMENT INTERCONNECTING DIAGRAM, INSTRUMENT TERMINATION AND WIRING DIAGRAMS, LOOP DIAGRAMS, CONTROL ROOM LAYOUT, INSTRUMENT & CABLE ROUTING LAYOUT, TELECOMMUNICATION SYSTEM, PAGING, TELEPHONE SYSTEM.

PROJECT
SERMIDE POWER PLANT – COMBINED CYCLE REPOWERING
2002 – 2003 - 2004
CLIENT : ENELPOWER
FINAL CLIENT : EDIPOWER



DESIGN ACTIVITIES FOR SPECIALIST AND DETAILED ENGINEERING

SPECIALIST ENGINEERING

SITE SURVEY REPORT, INSTRUMENT REPORT, P&ID DIAGRAM FOLLOW-UP, INSTRUMENTS SPECIFICATION, CALCULATIONS FOR VALVES & FLOW ELEMENTS, INSTRUMENTS DATA SHEET, REQUISITION, TECHNICAL BID EVALUATION REPORT, VENDOR DRAWING REVIEW.

AUTOMATION

DCS - SYSTEM SPECIFICATION, GRAPHIC DISPLAYS, DCS/ESD SYSTEM I/O LIST, DCS/ESD BLOCK DIAGRAM, INTERPOSING DIAGRAMS PHILOSOPHY, PROCESS INTERLOCK AND LOGIC DIAGRAMS, ELECTRICAL INTERLOCK AND LOGIC DIAGRAMS.

DETAIL ENGINEERING

INSTRUMENT ERECTION WORKS SPECIFICATION, INSTRUMENT LIST, INSTRUMENT HOOK-UP, INSTRUMENT INSTALLATION DRAWING, INSTRUMENT CABLE LIST, INSTRUMENT INTERCONNECTING DIAGRAM, INSTRUMENT TERMINATION AND WIRING DIAGRAMS, LOOP DIAGRAMS, CONTROL ROOM LAYOUT, INSTRUMENT & CABLE ROUTING LAYOUT, TELECOMMUNICATION SYSTEM, PAGING, TELEPHONE SYSTEM.

Year	Client	Project	Services
2011	Idreco	Megalopolis V Combined Cycle Power Plant Project - Water Treatment Plant	Specialist and Detail Engineering - Automation Instrumentation Electrical Discipline
2010	Europower	Arak Iran Power Plant	Electrical and Instrumentation Interconnecting
2010	Simeco	Power Plant Bolgiano Revamping	Detail Engineering: Cable routing layout, telecommunication system, paging, telephone system, grounding, lightning system
2010	Dg Impianti Industriali	Heater Treater Package	Specialist and Detail Engineering - Automation Instrumentation Electrical Discipline
2009	Dg Impianti Industriali	Romanengo Underground Gas Storage Project	Specialist and Detail Engineering - Automation Instrumentation Electrical Discipline
2009	Idreco	Monfalcone Power Plant - Revamping Demi Water Plant	Specialist and Detail Engineering - Automation Instrumentation Electrical Discipline
2008	Termokimik	S. Filippo Del Mela Power Plant - lighting system	Detail Engineering for lightning system.
2008	Simeco	Qatar - Qafco 5 Urea Ammonia Plant	Cable routing layout, Grounding system layout
2008	Siemens Milano	Hsr Power Plant - Milano	Instrumentation Detail Engineering
2007	Simeco	Sannazzaro De' Burgondi - Isocracker Plant	Cable routing layout, Lighting system layout
2007	Simeco	Venezia Refinery - Steam Reformer Plant	Cable routing layout, Lighting system layout, Grounding system layout
2006	Fisia Italmimpianti	Fusina Power Plant - Desox	Specialist Engineering: specifications, procedures for start-up tests and commissioning
2006	Enelpower	Escatron Power Plant 800 Mw Combined Cycle	Instruments data sheet
2005	Siemens Genova	Mese Hydroelectric Power Plant - Revamping	Specialist and Detail Engineering - Automation Instrumentation Electrical Discipline
2005	Atb Riva Calzoni	welding platform	Specialist and Detail Engineering - Automation Instrumentation Electrical Discipline
2005	Enelpower	Brindisi Sud Power Plant - Desox and Tsd	Data Sheet and Instrumentation Detail Engineering
2005	Enelpower	S. Barbara Power Plant	Instruments Layout
2005	Enelpower	Fusina Power Plant - Desox Plant	Instruments Layout
2005	Act Solution	Escatron Power Plant - 800 Mw Combined Cycle - Hrsq Plant	Detail Engineering for Instrumentation discipline
2004	Enelpower	Tavazzano Power Plant	Specialist Engineering: specifications, procedures for start-up tests and commissioning
2004	Dg Impianti Industriali	Conakry Hospital - Revamping Plant	Electrical Detail Engineering
2004	Ctida	Porto Corsini Power Plant - Demi Water Production	Specialist and Detail Engineering - Automation Instrumentation Electrical Discipline
2002	Hamon Research	new incinerator Filago 2	Vendors Follow and Logic Diagrams
2001	Softec	Jabel Ali Power And Desalation Station "K" - Phase Ii Gruppi Gt E St	Logic Diagrams, Trips Coordination, Start-up and Shut-down Sequence.
2001	Enelpower	Yambu Steam Power Plant Unit No. 4	Logic Diagrams
2001	Enelpower	Sermide Power Plant	Engineering facility for electrical substations MT-bt
2001	Enelpower	Jabel Ali Power And Desalation Station "K" - Phase Ii Gruppi Gt E St	Logic Diagrams
2000	Progec	La Spezia Power Plant - Evacuation Transport Ashes Plant	Specialist and Detail Engineering - Automation Instrumentation Electrical Discipline
2000	Enelpower	La Spezia Power Plant - Boiler System	Logic Diagrams (FCD)

Year	Client	Project	Services
2000	Enelpower	Brindisi Sud Power Plant - Limestone System, Catalytic Denitrification Plant.	Logic Diagrams (FCD)
2000	Ansaldo Energia	Brindisi Sud Power Plant	As-buil Documentations DCS System
1999	Fisia Italmimpianti	Brindisi Sud Power Plant - Handling Limestone Plant	As-buil Documentations
1999	Fisia Italmimpianti	Fusina Power Plant - Impianto : Handling Limestone Plant	As-buil Documentations
1999	Fisia Italmimpianti	Turbigo Power Plant - Catalytic Denitrification Plant	As-buil Documentations
1999	Termokimik	Yangcheng N.1 Power Plant, 6 X 350 Mw (China) - Condensate Polishing Plant Ld	Erection & Commissioning Instructions, System operating Manual, Maintenance Manual, Commissioning
1999	Fisia Italmimpianti	Termini Imerese Power Plant - Catalytic Denitrification Plant	As-buil Documentations
1998	Termokimik	La Casella Power Plant - Electrostatic Precipitators Plant	Commissioning Specifications and Certifications
1998	Idreco	La Spezia Power Plant - Catalytic Denitrification Plant	Erection & Commissioning Instructions, System operating Manual, Maintenance Manual, Commissioning
1998	Fisia	TurbigoPower Plant - Catalytic Denitrification Plant	Commissioning Specifications and Certifications
1998	Fisia	Termini Imerese Power Plant - Catalytic Denitrification Plant	Commissioning Specifications and Certifications
1997	Termokimik	Torrevaldaliga Nord Power Plant - Catalytic Denitrification Plant	Commissioning Specifications and Certifications
1997	Termokimik	La Casella Power Plant - Transport Limestone Plant	Commissioning Specifications and Certifications
1997	Idreco	Vado Ligure Power Plant - vacation Transport Ashes Plant	Detail Engineering, Erection & Commissioning Instructions, System operating Manual, Maintenance Manual, Commissioning
1997	Idreco	Torrevaldaliga Sud Power Plant - Evacuation Transport Ashes Plant	Detail Engineering, Erection & Commissioning Instructions, System operating Manual, Maintenance Manual, Commissioning
1997	Idreco	Brindisi Sud Power Plant - Ashes Storage Plant	Detail Engineering, Erection & Commissioning Instructions, System operating Manual, Maintenance Manual, Commissioning
1997	Idreco	FusinaPower Plant - Desox Plant	Detail Engineering, Erection & Commissioning Instructions, System operating Manual, Maintenance Manual, Commissioning
1997	Idreco	Brindisi Sud Power Plant - Air Compressor System	Detail Engineering, Erection & Commissioning Instructions, System operating Manual, Maintenance Manual, Commissioning
1996	Delta Impianti	Torrevaldaliga Sud Power Plant - Fuel Oil Pump	Detail Engineering for Electrical and Instrumentation discipline
1996	Idreco	Brindisi Sud Power Plant - Desox Plant	Detail Engineering, Erection & Commissioning Instructions, System operating Manual, Maintenance Manual, Commissioning

Year	Client	Project	Services
1996	Idreco	Fiume Santo Power Plant - Catalytic Denitrification Plant	Commissioning Specifications and Certifications
1996	Idreco	Trino Vercellese Power Plant - Condensate Treatment Plant	Detail Engineering, Erection & Commissioning Instructions, System operating Manual, Maintenance Manual, Commissioning
1996	Termokimik	Montalto Di Castro Power Plant - Treatment Ammoniacal Plant	Detail Engineering, specifications, procedures for start-up tests and commissioning
1996	Idreco	Vado Ligure Power Plant - Evacuation Transport Ashes Plant	Detail Engineering, specifications, procedures for start-up tests and commissioning
1996	Termokimik	Ras Abu Fontas B (Qatar) - Power And Desalation Station Plant	Commissioning Specifications and Certifications
1996	Termokimik	Montalto Di Castro Power Plant - Catalytic Denitrification Plant	Commissioning Specifications and Certifications

DATI SOCIETARI

Ragione sociale : **FNC ENERGY S.r.l.**
Sede legale e operativa : **Via Stelvio, 82/G - 23030 Chiuro (SO)**
Codice fiscale e Partita IVA : **00697930147**

Telefono : **0342.211530**
Fax : **0342.015526**
e-mail : **info@fncenergy.it**
Internet : **http://www.fncenergy.it**